

Foundation Programme  
in Literacy, Numeracy and Skills  
(FPLNS)

现代汉语

# MODERN CHINESE

GRADE 8

Educator's Guidelines

Theme 1: Me  
**My Family**

---

MAHATMA GANDHI INSTITUTE  
under the aegis of  
MINISTRY OF EDUCATION AND HUMAN RESOURCE  
Republic of Mauritius

2026



A colorful illustration of a family. On the left, a woman with dark hair is smiling. In the center, a man with a beard is smiling. On the right, a child is visible. The background features stylized yellow and orange leaves or flowers. The entire scene is set against a light blue and white background.

# Table of content

<b>Guide to Educators</b> .....	<b>iii</b>
<b>Resources</b> .....	<b>iv</b>
<b>Activity 1: Listen and repeat.</b> .....	<b>1</b>
<b>Activity 2 : Oral questioning.</b> .....	<b>2</b>
<b>Activity 3: Matching.</b> .....	<b>3</b>
<b>Activity 4: Search for the given words.</b> .....	<b>4</b>
<b>Activity 5: Rearrange the alphabets to form the correct words.</b>	<b>5</b>
<b>Activity 6: Identify the family members.</b> .....	<b>6</b>
<b>Activity 7: Draw and label your family tree.</b> .....	<b>7</b>
<b>Activity 8: Fill in the blanks.</b> .....	<b>8</b>
<b>Activity 9: Rearrange the words.</b> .....	<b>9</b>

# Guide to Educators

---

## Learning Outcomes

- Recognise vocabulary words related to the family.
- Speak about their family members.
- Distinguish the roles of family members.
- Understand the importance of family and develop a sense of duty towards the family unit.

## Activities

- Listen and repeat.
- Oral questioning.
- Matching.
- Search for the given words.
- Rearrange the alphabets to form the correct words.
- Identify the family members.
- Draw and label your family tree.
- Fill in the blanks.
- Rearrange the words.

## Other Proposed Activities

- Storytelling.
- Games.
- Scenario-based role play.
- Reading alphabets with proper pronunciation.
- Scenario-based questions: identify good and bad behaviours.

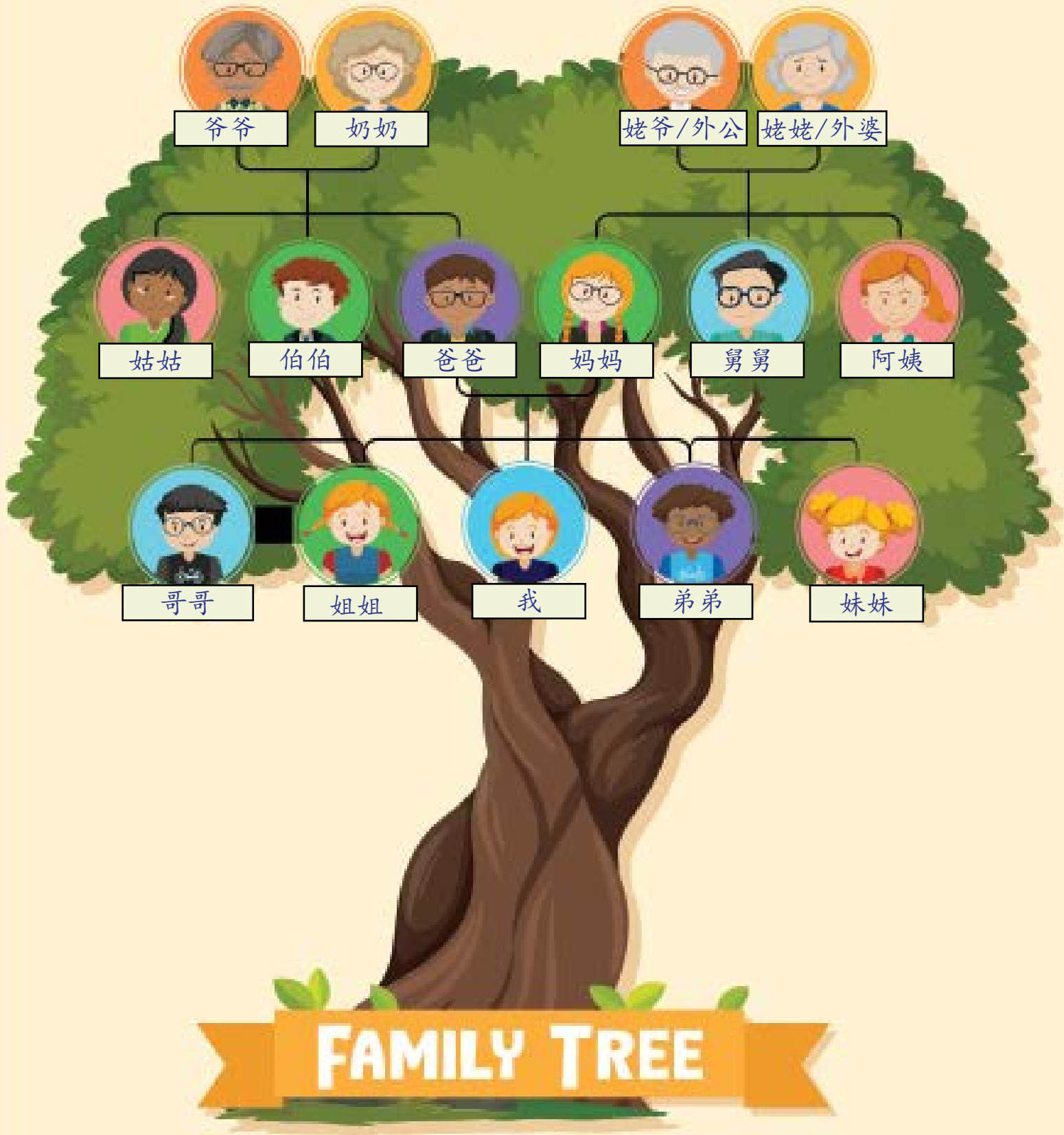
## Additional Resources

- Pictures and flashcards.
- Videos and audios.
- Family tree.
- Alphabet charts.

## Portfolio Assessment

- Skills-based assessments.

# Resources



## Activity 1: Listen and repeat.

### Listening and Reading Activities:

- The Educator reads the lyrics aloud and plays the song.
- The students listen and repeat the song.

### 《家族歌》

爸爸的爸爸叫什么？  
爸爸的爸爸叫爷爷。  
爸爸的妈妈叫什么？  
爸爸的妈妈叫奶奶。  
爸爸的哥哥叫什么？  
爸爸的哥哥叫伯伯。  
爸爸的弟弟叫什么？  
爸爸的弟弟叫叔叔。  
爸爸的姐妹叫什么？  
爸爸的姐妹叫姑姑。  
妈妈的爸爸叫什么？  
妈妈的爸爸叫外公。  
妈妈的妈妈叫什么？  
妈妈的妈妈叫外婆。  
妈妈的兄弟叫什么？  
妈妈的兄弟叫舅舅。  
妈妈的姐妹叫什么？  
妈妈的姐妹叫阿姨。

爷爷，爸爸的爸爸叫爷爷。  
奶奶，爸爸的妈妈叫奶奶。  
伯伯，爸爸的哥哥叫伯伯。  
叔叔，爸爸的弟弟叫叔叔。  
姑姑，爸爸的姐妹叫姑姑。  
外公，妈妈的爸爸叫外公。  
外婆，妈妈的妈妈叫外婆。  
舅舅，妈妈的兄弟叫舅舅。  
阿姨，妈妈的姐妹叫阿姨。

What is your father's father called?  
My father's father is called "yéye".  
What is your father's mother called?  
My father's mother is called "nǎinai".

What are your father's elder brothers called?  
My father's elder brothers are called "bóbo".  
What are your father's younger brothers called?  
My father's younger brothers are called "shūshu".  
What are your father's sisters called?  
My father's sisters are called "gūgu".

What is your mother's father called?  
My mother's father is called "wàigōng".  
What is your mother's mother called?  
My mother's mother is called "wàipó".

What are your mother's brothers called?  
My mother's brothers are called "jiùjiu".  
What are your mother's sisters called?  
My mother's sisters are called "āyí".

"Yéye" — Father's father is called "yéye".  
"Nǎinai" — Father's mother is called "nǎinai".  
"Bóbo" — Father's elder brothers are called "bóbo".  
"Shūshu" — Father's younger brothers are called "shūshu".  
"Gūgu" — Father's sisters are called "gūgu".  
"Wàigōng" — Mother's father is called "wàigōng".  
"Wàipó" — Mother's mother is called "wàipó".  
"Jiùjiu". — Mother's brothers are called "jiùjiu".  
"Āyí" — Mother's sisters are called "āyí".

The Educator may access the audio-visual version of the above song through this link:

<https://youtu.be/OFQoUeQNKXY?si=sTlv3o0ayz4kHApK>

Other similar resources are available through the following links:

我爱我的家: <https://www.youtube.com/watch?v=pqoiZfZ0lGU>

家庭: <https://youtu.be/qoIazxNkapI?si=oW0Jenys0Lw0NP7F>

## Activity 2: Oral questioning.

### Listening and Speaking Activities:

The Educator:

- reads aloud the relationships of family members and the students repeat them.
- asks the questions clearly.

## 家庭成员



爷爷	姥爷/外公
奶奶	姥姥/外婆
爸爸	妈妈
伯伯	舅舅
姑姑	阿姨
哥哥	姐姐
弟弟	妹妹

1. 你家有几口人?
2. 你家有什么人?
3. 你爱你的家人吗? 为什么?
4. 你怎样帮助你的家人?
5. 说一个你和家人一起过的节日。

### Activity 3: Matching.

#### Listening and Reading Activities:

- The Educator introduces and reads some main family members' names.
- The students identify, read and match the family members' names to their corresponding pictures.



## Activity 4: Search for the given words.

### Reading and Writing Activities:

Under the guidance of the Educator, the students:

- read the given words aloud with emphasis on the alphabets.
- copy the words in the blank spaces and read repeatedly.
- search and encircle the listed words hidden within the grid of the crossword.  
The words can be found horizontally, vertically or diagonally.

爷爷、-----、-----、-----

奶奶、-----、-----、-----

爸爸、-----、-----、-----

妈妈、-----、-----、-----

伯伯、-----、-----、-----

姑姑、-----、-----、-----

兄弟、-----、-----、-----

姐妹、-----、-----、-----

一	爷	兄	老	师	笔	桌	爸	水	果
叫	爷	中	弟	中	椅	子	爸	面	姐
十	什	么	文	奶	国	学	校	包	妹
妈	妈	学	习	四	奶	阿	姑	姑	妹
二	名	字	奶	牛	伯	伯	姨	本	子

## Activity 5: Rearrange the alphabets to form the correct words.

### Reading and Writing Activities:

The students:

- pronounce the alphabets.
- rearrange the alphabets and write the correct word for each picture.
- read the words repeatedly.



m	m	ā	a
---	---	---	---

---



j	i	e	i	ě	j
---	---	---	---	---	---

---



g	g	e	ē
---	---	---	---

---



b	o	ó	b
---	---	---	---

---



é	y	y	e
---	---	---	---

---



b	à	a	b
---	---	---	---

---

## Activity 6: Identify the family members.

### Reading and Writing Activities:

Under the guidance of the Educator, the students:

- read the phrases.
- write the specific term used for the following family members.

1. 爸爸的爸爸叫.....。

2. 爸爸的妈妈叫.....。

3. 爸爸的哥哥叫.....。

4. 爸爸的姐妹叫.....。

5. 妈妈的爸爸叫.....。

6. 妈妈的妈妈叫.....。

7. 妈妈的兄弟叫.....。

8. 妈妈的姐妹叫.....。

## Activity 7: Draw and label your family tree.

### Writing and Speaking Activities:

The students:

- draw their family tree.
- write their name at the bottom of the tree.
- label the members of the family.
- talk about their family members (e.g. “This is my mother. Her name is...”).

## Activity 8: Fill in the blanks.

### Reading and Writing Activities:

- The Educator brainstorms how a family can run smoothly.
- The students identify how they will distribute the tasks mentioned below among their family members.

1. .... 做饭。
2. .... 扫地。
3. .... 洗碗。
4. .... 去超市买东西。
5. .... 打扫院子。
6. .... 洗衣服。
7. .... 扔垃圾。
8. .... 帮忙做作业。
9. .... 喂狗。

## Activity 9: Rearrange the words.

### Reading and Writing Activities:

The students:

- read the jumbled words carefully.
- write the sentence correctly.

1. 爱、我的、我、家人

.....

2. 喝、姐姐、牛奶

.....

3. 哥哥、吉他、弹

.....

4. 伯伯、高兴、很

.....

5. 给我们、故事、奶奶、讲

.....